

Never-ending News

www.neverendingstories.co.za



November 2015

Dear Boys and Girls

How did your rainbow catchers turn out? Never-ending Stories has had a real makeover and looks wonderfully bright again just in time for summer.

Were you able to complete Eager Emily's challenge for Timid Timothy? She proudly told me he knew all the labels. What a star.

How many words were you able to find with the letter O? We had fits of giggles with some of the words and names the toys came out with.

All my love
Martha Mouse



Sally's Robots

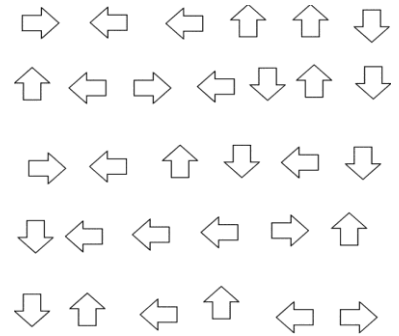
Sally has been going round the house making a note of all the robots used (of course when no one is looking).

Make a list of how many machines with robots or computers in that you use in your house.

Timid Timothy's Direction Challenge

Colour in the arrows:

- Left = Blue
- Right = Red
- Up = Green
- Down = Yellow




Timid Timothy's Hidden Shape Puzzle

After Helen left Timid Timothy was very thoughtful and the idea that a toy struggled to do something really bothered him. After many hours of pondering over books he came up with his own challenge for the toys.

What You'll Need

- Aluminium plates; Duct tape; Scissors
- Cardboard (we used cereal boxes)
- Marbles or glass beads



Making Your Hidden Shape Puzzle


- First figure out how deep your plate is and double it. It might say on the package, but if not, you can just use a ruler. Our plates were 40mm deep, so we knew that we would have to cut our cardboard strips 40mm wide.
- Cut your cardboard strips to the width that is double your plate depth. You can tape the strips together to make them longer if you need to. Make a few strips so you can create more than one shape puzzle!
- Use the cardboard strips to make simple shapes in your pie plates and tape them down with duct tape. You want the shapes to be solid and clear, so make sure the corners are well-defined. We made a triangle, a square and left one pie plate empty (so it's a circle).
- Throw in your marble or bead. Try to use something heavy so you can really feel it in the plate and where it's going. We've also found that glass is best since it makes more of a sound in the aluminium plate.
- Tape another pie plate on top of the first to make an enclosed puzzle. You're all set!

How Never-ending Stories Began

And then, just when she was about to give up, she caught a glimpse of the culprit and it wasn't who she thought.

She saw a small figure with a portly belly wearing a red beret with thick rectangular glasses and an orange frame. She was about to confront him when he disappeared.

Confident Charlie's Family Tree



Confident Charlie is helping Timid Timothy and Eager Emily put together a family tree.

All families are different especially in Never-ending Stories. Some families have members scattered all over the world.

Make your family tree. Ask Mom and Dad to help.

Confident Charlie's Book Suggestions

